
NARROMINE SHIRE COUNCIL
ORDINARY MEETING BUSINESS PAPER – 10 DECEMBER 2024
REPORTS TO COUNCIL – FINANCE & CORPORATE STRATEGY

1. INVESTMENT REPORT AS AT 30 NOVEMBER 2024

Author	Director Finance & Corporate Strategy
Responsible Officer	Director Finance & Corporate Strategy
Link to Strategic Plans	CSP – 4.3 A financially sound Council that is responsible and sustainable DP - 4.3.1.5 Provide monthly cash balances and detailed quarterly financial reports to Council.

Executive Summary

Council's investments are made in accordance with legislative requirements and are certified as such by the Responsible Accounting Officer. This report details Council's investments as at 30 November 2024.

Report

Under the Local Government Act 1993 and Local Government (General) Regulation 2021, the Responsible Accounting Officer is required to report on Council's Investment portfolio on a monthly basis. The report must be made up to the last day of the month immediately preceding the meeting.

The management of Council's Investments is delegated by the General Manager to the Director of Finance and Corporate Strategy.

Council's investments are made in accordance with the Local Government Act 1993, Local Government (General) Regulation 2021, Ministerial Investment Order issued February 2011, the Office of Local Government's Guidelines and Council's Investment Policy.

Council's investment portfolio is managed through term deposits and the current interest rates range from 4.15% to 5.35%. During November, Council's total cash and investments decreased by \$1.057M from \$25,075M to \$24,018M. This is due to the transfer of funds from the investments to the cheque account for cash flow purposes. Council's investment portfolio as at 30 November 2024 is attached as **Attachment No. 1**.

Financial Implications

The 2024/25 Budget estimates the total annual Investment Revenue as \$880,000 which represents an estimated return of 4.29% and is split proportionally across General, Water and Sewer Funds and changes on a monthly basis in accordance with cash flow requirements.

Legal and Regulatory Compliance

- Local Government Act, 1993 – Section 625
- Local Government (General) Regulation, 2021 – Clause 212
- Council Investment Policy 2023
- Ministerial Investment Order – 12 January 2011

**NARROMINE SHIRE COUNCIL
ORDINARY MEETING BUSINESS PAPER – 10 DECEMBER 2024
REPORTS TO COUNCIL – FINANCE & CORPORATE STRATEGY**

1. INVESTMENT REPORT AS AT 30 NOVEMBER 2024 (Cont'd)

Risk Management Issues

Council's risk management strategy is to diversify the allocation of funds across different financial institutions and government authorities based on credit ratings as per the Investment Policy. The investment portfolio is regularly reviewed in order to maximise investment performance and minimise risk.

Certification – Responsible Accounting Officer

I hereby certify that the investments listed in the report have been made in accordance with Section 625 of the Local Government Act 1993, clause 212 of the Local Government (General) Regulation 2021 and Council's Investment Policy.

Attachments

- 1 Investment Portfolio as at 30 November 2024

RECOMMENDATION

1. That the report regarding Council's Investment Portfolio be received and noted;
2. That the certification of the Responsible Accounting Officer be noted and the report adopted.

2. FINANCIAL REPORT – 30 NOVEMBER 2024

Author	Director Finance and Corporate Strategy
Responsible Officer	Director Finance and Corporate Strategy
Link to Strategic Plans	CSP – 4.3.1 – Operate and manage Council in a financially sustainable manner that meets all statutory and regulatory compliance and Council policies. Delivery Program – 4.3.1.5 - Provide monthly cash balances and detailed quarterly financial reports to Council.

Executive Summary

This report provides information to Council regarding its financial performance and position for the period ended 30 November 2024 and progress of the 2024/25 capital works program.

Report

The financial report as 30 November 2024 has been prepared and is presented to Council as **Attachment No.2**.

This report provides information to Council regarding its actual income and expenditure for the period ended 30 November 2024 and compares it to the budgeted income and expenditure for the year. Council adopted its budget for the 2024-25 financial year as part of the Operational Plan at the June 2024 Ordinary Council Meeting.

2. FINANCIAL REPORT – 30 NOVEMBER 2024 (Cont'd)

Financial Implications

There are no variations proposed to Council in this report.

Legal and Regulatory Compliance

The Local Government (General) Regulation 2021 (the Regulations) clause 202, states that Council's Responsible Accounting Officer must:

- “a) establish and maintain a system of budgetary control that will enable the council's actual income and expenditure to be monitored each month and to be compared with the estimate of Council's income and expenditure; and
- b) if any instance arises where the actual income or expenditure of the council is materially different from its estimated income or expenditure, report the instance to the next meeting of Council.”

Attachments

- 2 Financial report as at 30 November 2024

RECOMMENDATION

That the financial report as at 30 November 2024 be received and noted.

Barry Bonthuys
Director Finance & Corporate Strategy
Responsible Accounting Officer

Attachment 1 - Investments as at 30 November 2024

Financial Institution	Bank Rating	Investment Type/Maturity Date	Investment Rating	Current Rate	Term	Amount (\$)	Comment
-----------------------	-------------	-------------------------------	-------------------	--------------	------	-------------	---------

Cash & At Call							
Commonwealth Bank	AA-	Business Online Saver - at call - Interest - Special rate 4.15%	A-1+	4.15%	N/A	4,017,820.99	S&P Short Term
TOTAL						4,017,820.99	
Percentage of Total Portfolio						16.73%	
Average Investment Yield						4.15%	

Term Deposits							
NAB	AA-	Term Deposit - 04/12/2024	A-1+	5.05%	244 Days	2,000,000.00	S&P Short Term
Commonwealth Bank	AA-	Term Deposit - 06/01/2025	A-1+	5.05%	241 Days	3,000,000.00	S&P Short Term
NAB	AA-	Term Deposit - 31/01/2025	A-1+	5.15%	245 Days	2,000,000.00	S&P Short Term
NAB	AA-	Term Deposit - 25/02/2025	A-1+	5.35%	239 Days	3,000,000.00	S&P Short Term
NAB	AA-	Term Deposit - 27/03/2025	A-1+	5.20%	238 Days	2,000,000.00	S&P Short Term
Commonwealth Bank	AA-	Term Deposit - 06/05/2025	A-1+	4.75%	242 Days	3,000,000.00	S&P Short Term
Commonwealth Bank	AA-	Term Deposit - 03/06/2025	A-1+	4.73%	243 Days	2,000,000.00	S&P Short Term
NAB	AA-	Term Deposit - 03/07/2025	A-1+	5.05%	242 Days	3,000,000.00	S&P Short Term
TOTAL						20,000,000.00	
Percentage of Total Portfolio						83.27%	
Average Investment Yield						5.04%	

Total Investment Portfolio **24,017,820.99**



Financial Report

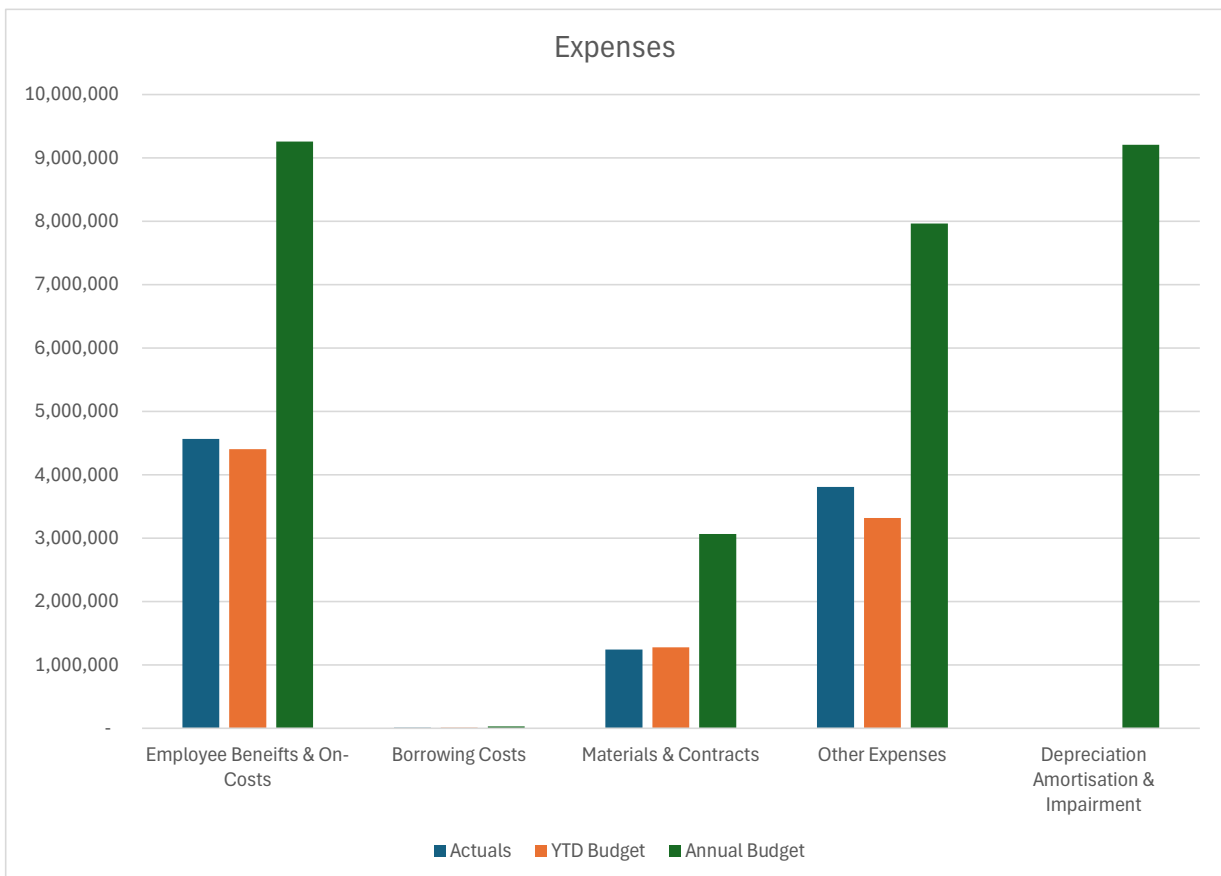
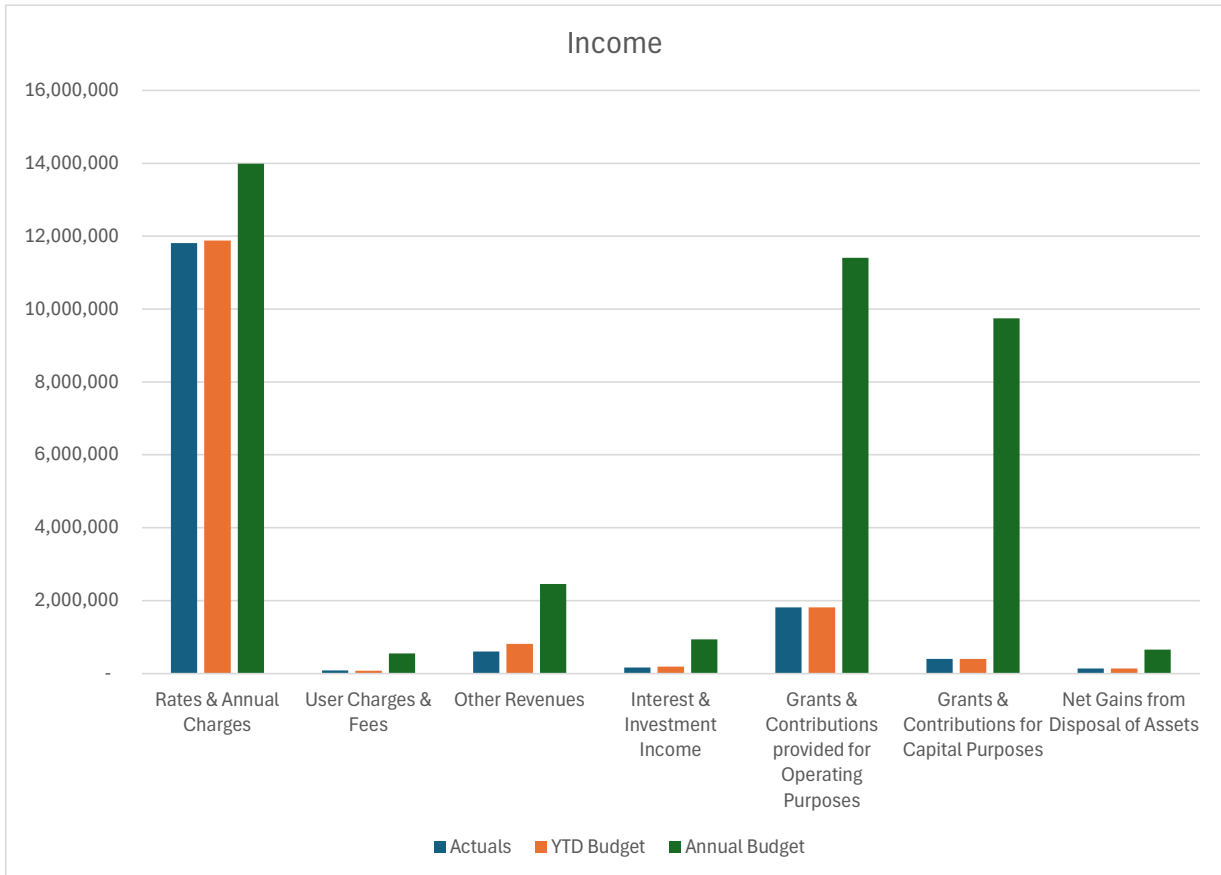
**For the period ended
30 November 2024**

Attachment No. 2

Narromine Shire Council
Income Statement
for the financial year to date 30 November 2024

Resource Group	Actual YTD	YTD Budget	YTD Budget Variance %	Annual Budget	Variance \$	Variance %
Income						
Rates & Annual Charges	11,812,989	11,881,244	99%	13,990,603	2,177,614	84%
User Charges & Fees	85,357	77,473	110%	551,744	466,387	15%
Other Revenues	606,077	817,333	74%	2,459,615	1,853,538	25%
Interest & Investment Income	166,519	189,106	88%	933,855	767,336	18%
Grants & Contributions provided for Operating Purposes	1,812,611	1,812,611	100%	11,407,849	9,595,238	16%
Grants & Contributions for Capital Purposes	403,296	403,296	100%	9,742,591	9,339,295	4%
<i>Other Income</i>					-	
Net Gains from Disposal of Assets	133,906	133,906	100%	656,416	522,510	20%
Income Total	15,020,755	15,314,969	98%	39,742,673	24,721,918	38%
Expenditure						
Employee Benefits & On-Costs	4,564,767	4,405,002	104%	9,258,757	4,693,990	49%
Borrowing Costs	11,056	12,103	91%	29,046	17,990	38%
Materials & Contracts	1,241,420	1,276,895	97%	3,064,550	1,823,130	41%
Other Expenses	3,809,546	3,318,120	115%	7,963,489	4,153,943	48%
Depreciation Amortisation & Impairment	-	-	0%	9,209,528	9,209,528	0%
Expenditure Total	9,626,789	9,012,120	107%	29,525,370	19,898,581	33%
Total	5,393,966	6,302,849	86%	10,217,303	4,823,337	53%
Net Operating Result Before Grants and Contributions Provided for Capital Purposes	4,990,670	5,899,553	85%	474,712	(4,515,958)	1051%

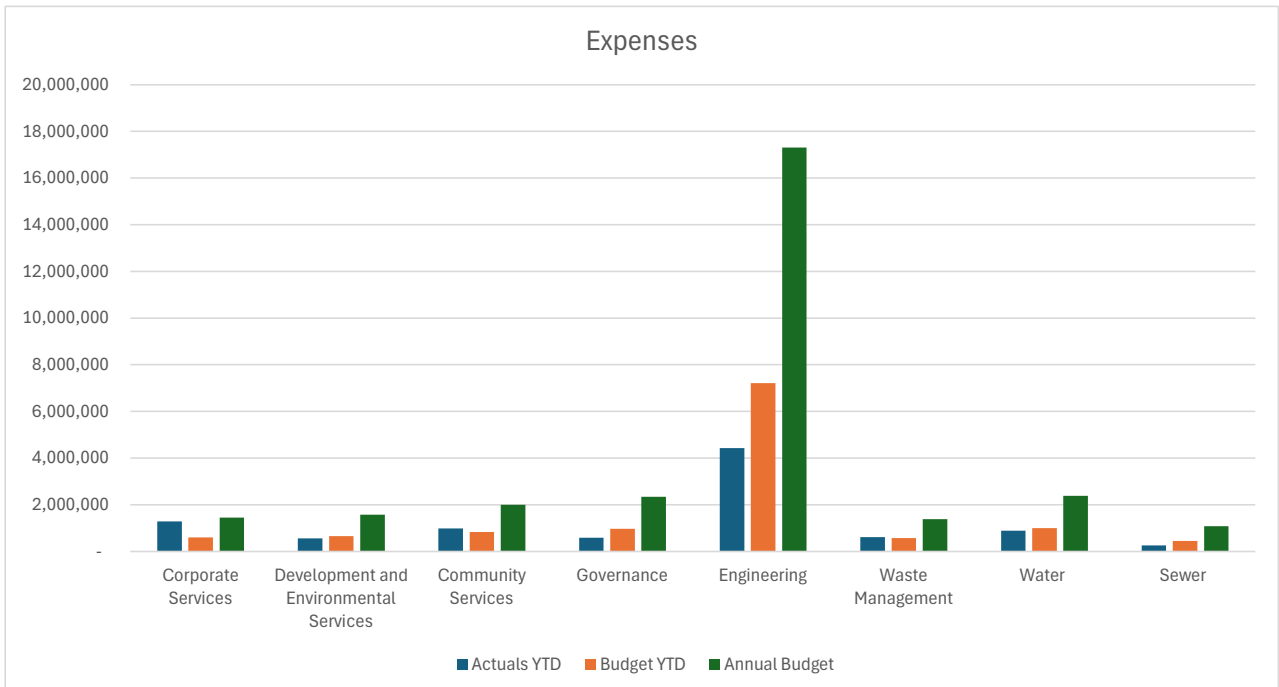
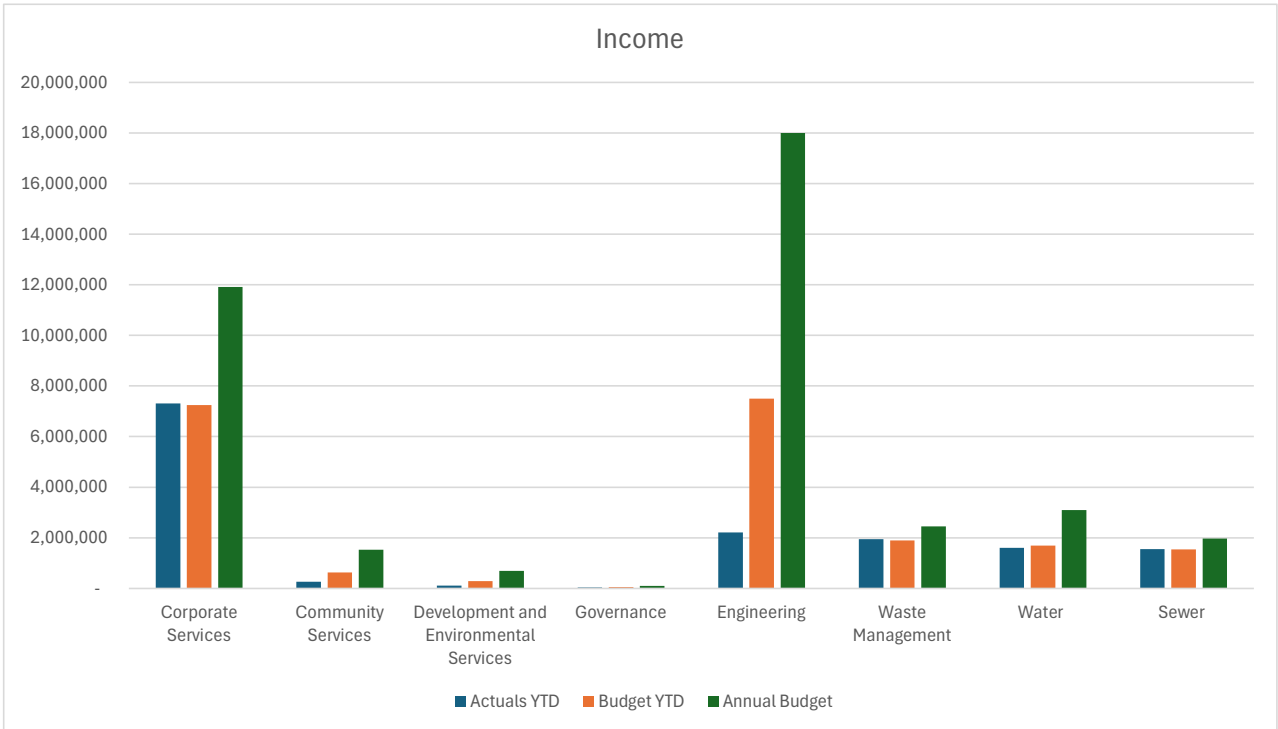
Narromine Shire Council
Income and Expenses Summary
for the financial year to date 30 November 2024



Narrromine Shire Council
Income Statement by Department
for the financial year to date 30 November 2024

	Actual YTD	Annual Budget	Variance \$	Variance %
Income				
Corporate Services	7,312,836	11,917,377	4,604,541	61%
Community Services	257,801	1,521,614	1,263,813	17%
Development and Environmental Services	108,316	686,280	577,964	16%
Governance	34,114	98,250	64,136	35%
Engineering	2,207,706	17,992,566	15,784,860	12%
Waste Management	1,943,542	2,454,235	510,693	79%
Water	1,606,032	3,097,030	1,490,998	52%
Sewer	1,550,408	1,975,321	424,913	78%
Income Total	15,020,755	39,742,673	24,721,918	38%
Expenditure				
Corporate Services	1,290,012	1,446,747	156,735	89%
Development and Environmental Services	563,350	1,570,733	1,007,383	36%
Community Services	987,243	2,005,658	1,018,415	49%
Governance	593,421	2,339,644	1,746,223	25%
Engineering	4,432,294	17,309,930	12,877,636	26%
Waste Management	610,504	1,384,583	774,079	44%
Water	887,302	2,389,085	1,501,783	37%
Sewer	262,663	1,078,990	816,327	24%
Expenditure Total	9,626,789	29,525,370	19,898,581	33%
Total	5,393,966	10,217,303	4,823,337	53%

Narromine Shire Council
Income Statement by Department
for the financial year to date 30 November 2024



CAPITAL WORKS PROGRAM 2024/25						
Asset Class	Town	Project Description				
			Actuals	Annual Budget	Variance	Budget %
Corporate and Financial Services	Shire	Capital Contingency Fund	-	200,000	200,000	0%
Total Corporate and Financial Services			-	200,000	200,000	0%
Buildings	Narromine	Council Chamber - Rear Shed Flooring	-	20,000.00	20,000	0%
Buildings	Shire	Mungery Hall Upgrade (CAP 023)	-	278,964	278,964	0%
Buildings	Narromine	Narromine Sports Air Conditioner Replacement (CAP013)	12,093	19,384	7,291	62%
Buildings	Narromine	Narromine Rotary Park Furniture & Carpark Upgrade (CAP013)	99,146	98,862	- 284	100%
Buildings	Narromine	Cale Oval - CCTV Installation (Section 7.12 Contributions)	14,000	14,000	-	100%
Buildings	Narromine	Customer and Payment Centre - Awning (Roof Patio)	265	18,000	17,735	1%
Buildings	Narromine	Depot Upgrade - Improved Storage, Automated Gates, Awning, Generator, Switchboard	22,260	80,000	57,740	28%
Buildings	Trangie	Library Extension - Local Roads and Community Infrastructure Program Phase 4	9,710	220,000	210,290	4%
Buildings	Narromine	Library Upgrade - Local Roads and Community Infrastructure Program Phase 4	12,486	180,000	167,514	7%
Total Buildings			169,960	929,210	759,250	18%
Cemeteries	Narromine	Narromine Cemetery (Dappo Road) Toilet Block	-	11,746	11,746	0%
Cemeteries	Narromine	Baby Graves Upgrade	11,442	25,000	13,558	46%
Cemeteries	Narromine	Headstone Slabs	-	6,000	6,000	0%
Cemeteries	Trangie	Landscape and Upgrades	-	15,000	15,000	0%
Total Cemeteries			11,442	57,746	46,304	20%
IT Services	Narromine	Civica eServices	-	20,000	20,000	0%
IT Services	Narromine	Optic Fibre Cable Network - Stage 3	-	35,000	35,000	0%
IT Services	Narromine	Virtual Hardware Server Replacement - Main Site and Disaster Recovery Site	-	125,000	125,000	0%
IT Services	Narromine	Records System Upgrade to CM10	2,808	15,000	12,192	19%
IT Services	Narromine	UPS (Battery Back-up) Replacements	-	25,000	25,000	0%
IT Services	Narromine	Street Watch CCTV Server Upgrade	-	17,000	17,000	0%
Total IT Services			2,808	237,000	234,192	1%
Real Estate Development	Trangie	Subdivision & Development of Derribong St Trangie Land	38,492	239,057	200,565	16%
Real Estate Development	Narromine	Industrial Estate Land Development - Business Planning Freight Exchange	33,970	412,173	378,203	8%
Real Estate Development	Narromine	Residential Land Development - 36 Jones Circuit	1,177,342	1,300,000	122,658	91%
Total Real Estate Development			1,249,804	1,951,230	701,426	64%
Recreation Facilities	Narromine	Fowler Engine Restoration	-	5,000	5,000	0%
Recreation Facilities	Narromine	Pool Upgrade Works - Fencing, Benches & Seating, Entrance Landscaping	77,698	88,161	10,463	88%
Recreation Facilities	Trangie	Dandaloo Street - Public Toilets Screening (Section 7.12 Contributions)	-	5,000	5,000	0%

CAPITAL WORKS PROGRAM 2024/25							
Asset Class	Town	Project Description					
			Actuals	Annual Budget	Variance	Budget %	
Recreation Facilities	Narromine	Stronger Country Communities Round 5 - SCCF5 - 00281 - Upgrade Public Facilities Dundas Park	67,282	7,387	-	59,895	911%
Recreation Facilities	Narromine	Narromine Sports Centre Roof and Gutter Capital Upgrade (CAP013)	5,925	5,925	-	-	100%
Recreation Facilities	Narromine	Dundas Park - Playground Upgrades	-	13,659	13,659	-	0%
Recreation Facilities	Trangie	Argonauts Park - Park and Area Upgrades	-	21,855	21,855	-	0%
Total Recreation Facilities			150,905	146,987	-	3,918	103%
Saleyards	Narromine	Saleyards Redevelopment - Planning, Design and Consultation	-	50,000	50,000	-	0%
Total Saleyards			-	50,000	50,000	-	0%
Roads	Narromine	Rural Roads - Tomingley and Gainsborough Road Intersection Upgrade (Block Grant)	18,065	250,000	231,935	-	7%
Roads	Narromine	Gainsborough and Tullamore Roads Intersection Upgrade - Turning and Slip Lanes (LRCIP Phase 4)	2,289	1,887	-	402	121%
Roads	Narromine	Burraway Street Upgrade (Gravel Resheeting Program - LRCIP Phase 3)	-	12,650	12,650	-	0%
Roads	Shire	Rural Roads - Resources For Regions - Round 9 - R4R9 - Road Resheeting & Sealing Across The Shire	23,940	982,197	958,257	23,933	2%
Roads	Narromine	2023-24 FAGS - Narromine Foothpths - Cycleways - Pedestrian Facility (Budget Only)	-	87,926	87,926	-	0%
Roads	Trangie	2023-24 FAGS - Trangie Foothpths - Cycleways - Pedestrian Facility (Budget Only)	-	43,963	43,963	-	0%
Roads	Tomingley	2023-24 FAGS - Tomingley Foothpths - Cycleways - Pedestrian Facility (Budget Only)	-	14,654	14,654	-	0%
Roads	Narromine	2023-24 FAGS - Derribong Street - New Footpath Construction	30,251	289,425	259,174	30,251	10%
Roads	Shire	2023-24 FAGS - Rural Roads Gravel Resheet Program (Budget Only)	-	360,500	360,500	-	0%
Roads	Shire	Rural Roads - Rural Culvert Replacement Program	44,333	116,699	72,366	72,366	38%
Roads	Trangie	Truck Wash Upgrade - Restart NSW Funding (RNSW2331)	15,801	2,968	-	12,833	532%
Roads	Narromine	Tullamore Road (McGrane Way) Improvements - Reconstruction, Widening and Resealing 2km of Road (LRCIP Phase 4)	520,929	524,729	3,800	520,929	99%
Roads	Narromine	Upgrade of Bus Stops (Country Passenger Transport Infrastructure Funding)	5,646	15,000	9,354	-	38%
Roads	Shire	Betterment Improvement Program - Tomingley	1,259	490,326	489,067	1,259	0%
Roads	Shire	Betterment Improvement Funding - Momo Road	3,649	184,800	181,151	3,649	2%
Roads	Shire	Betterment Improvement Funding - Lincoln Lane	37,038	335,382	298,344	37,038	11%
Roads	Shire	Betterment Improvement Funding - Jobs Road	-	2,822	2,822	-	0%
Roads	Shire	Betterment Improvement Funding - Herrings Lane	2,139	132,199	130,060	2,139	2%
Roads	Shire	Betterment Improvement Funding - Hamilton's Road	52,298	231,441	179,143	52,298	23%
Roads	Shire	Betterment Improvement Funding - Fairview Road	-	365,257	365,257	-	0%
Roads	Shire	Betterment Improvement Funding - Haberworth Road	-	9,408	9,408	-	0%
Roads	Shire	Betterment Improvement Funding - Frecklingtons Road	72,027	249,026	176,999	72,027	29%
Roads	Shire	Betterment Improvement Funding - Farrendale Road	-	73,382	73,382	-	0%
Roads	Shire	Betterment Improvement Funding - Euromedah Road	-	24,460	24,460	-	0%
Roads	Shire	Betterment Improvement Funding - Eureka Road	-	22,848	22,848	-	0%
Roads	Shire	Gainsborough Road - Tomingley Intersection Widening and Land Acquisition	-	40,000	40,000	-	0%

CAPITAL WORKS PROGRAM 2024/25						
Asset Class	Town	Project Description				
			Actuals	Annual Budget	Variance	Budget %
Roads	Trangie	FAGS 2024-25 Main Street Kerb Upgrade	-	30,000	30,000	0%
Roads	Shire	FAGS 2024-25 Roads Reseal, Resheeting and Upgrades	-	1,000,000	1,000,000	0%
Roads	Shire	Roads Reseal, Resheeting and Upgrades (Regional and Local Roads Repair Program Funding)	1,109,794	2,000,000	890,206	55%
Roads	Shire	FAGS 2024-25 Guard Rails Replacement and Ugrades	-	200,000	200,000	0%
Roads	Narromine	Kerb and Gutter Upgrades	-	77,250	77,250	0%
Roads	Trangie	Kerb and Gutter Upgrades	-	51,500	51,500	0%
Total Roads			1,939,458	8,222,699	6,283,241	24%
Sewer	Trangie	Sewer Treatment Plant Capital Upgrade - Trangie	-	247,774	247,774	0%
Sewer	Trangie	New Switch Boards - 4 Stations	68,340	240,000	171,660	28%
Sewer	Trangie	Upgrade of SPS 4	-	60,000	60,000	0%
Sewer	Shire	Minor Capital Works	-	24,487	24,487	0%
Sewer	Shire	Telemetry Upgrade High End Servers, Drives and Software	6,698	20,000	13,302	33%
Total Sewer			75,038	592,261	517,223	13%
Stormwater	Narromine	Drainage - Meringo Street Narromine	-	40,836	40,836	0%
Stormwater	Trangie	Trangie Lined and Unlined Open Channel Drain - Capital Program	-	150,000	150,000	0%
Stormwater	Tomingley	Lined & Outlined Open Channel Drain - Capital Program	-	10,000	10,000	0%
Stormwater	Narromine	Resources For Regions - Round 9 - R4R9 - Narromine Northern Catchment Storm Water Project - Stage 1	12,674	1,923,713	1,911,039	1%
Stormwater	Narromine	Roads to Recovery - Narromine Kerb & Gutter - A'Beckett St	3,070	82,750	79,680	4%
Total Stormwater			15,744	2,207,299	2,191,555	1%
Waste Management	Narromine	Narromine Transfer Station Design	-	-	-	0%
Waste Management	Trangie	Trangie Transfer Station Design	6,050	25,000	18,950	24%
Waste Management	Narromine	Irrigation - Waste Facilities	-	36,850	36,850	0%
Waste Management	Narromine	2 X Fire fighting tanks including pumps and sprays - Waste Facilities	-	32,862	32,862	0%
Waste Management	Narromine	Security upgrades extra cameras - Waste Facilities	4,555	22,830	18,275	20%
Waste Management	Narromine	Security Fencing	-	50,000	50,000	0%
Waste Management	Narromine	CCTV	-	80,000	80,000	0%
Waste Management	Narromine	New Meals Room Facilities	-	60,000	60,000	0%
Waste Management	Tomingley	Waste Depot Improvements	-	50,000	50,000	0%
Total Waste Management			10,605	357,542	346,937	3%
Water Supply	Narromine	Resources For Regions Round 9 - R4R9 - Narromine Northern Zone Water Pressure Booster System	130,677	200,000	69,323	65%
Water Supply	Narromine	Concept and Detailed Design WTP	-	300,000	300,000	0%
Water Supply	Shire	Network Mains Replacement	2,431	202,155	199,724	1%

CAPITAL WORKS PROGRAM 2024/25						
Asset Class	Town	Project Description				
			Actuals	Annual Budget	Variance	Budget %
Water Supply	Trangie	Harris Street Main Replacement and Relocation of Treated Water Standpipe	-	67,980	67,980	0%
Water Supply	Shire	Water Quality Online Monitoring Systems	16,750	27,825	11,075	60%
Water Supply	Tomingley	Water Tank (Alkane Fund)	136,707	140,000	3,293	98%
Water Supply	Tomingley	Installation of Generator at Tomingley Water Treatment Plant (Alkane Fund)	14,272	15,000	728	95%
Water Supply	Tomingley	Installation of Smart Meter Receiver (Alkane Fund)	8,750	15,000	6,250	58%
Water Supply	Tomingley	Installation of Satelite Internet Connection (Alkane Fund)	-	12,000	12,000	0%
Total Water Supply			309,587	979,960	670,373	32%
Plant and Equipment	Narromine	New and Replacement - Plant and Vehicles 24/25	464,621	3,270,013	2,805,392	14%
Plant and Equipment	Trangie	New Loader for Waste Depot	-	380,000	380,000	0%
Total Plant and Equipment			464,621	3,650,013	3,185,392	13%
GRAND TOTAL			4,399,972	19,581,947	15,131,975	22%

Narromine Shire Council - Revenue and Expenditure Budget

Master Account	Actuals YTD 2025	Budget	Variance \$	Budget %
Income - Operating				
Community Services				
02400 - Saleyards	(582)	-	582	100%
02410 - Health Services	(47,237)	(116,889)	(69,652)	40%
02460 - Community Service	(435)	-	435	100%
02470 - Libraries	(82,479)	(86,549)	(4,070)	95%
02480 - Youth Services	(5,000)	(28,000)	(23,000)	18%
02600 - Tourism Operations	(1,923)	(4,846)	(2,923)	40%
02640 - Hub-N-Spoke	(33,220)	(11,256)	21,964	295%
02650 - Economic Development	(30,000)	-	30,000	100%
02700 - Real Estate Development	-	(182,937)	(182,937)	0%
Community Services Total	(200,877)	(430,477)	(229,600)	47%
Corporate Services				
01100 - Corporate Services Mgmt	-	(473,479)	(473,479)	0%
01110 - Financial Services	(563,032)	(4,594,034)	(4,031,002)	12%
01130 - IT Services	(3,071)	8,120	11,191	-38%
01150 - Human Resources Mgmt	-	(25,000)	(25,000)	0%
01180 - Workers Compensation Claims Mgmt	(36,883)	(53,330)	(16,447)	69%
02240 - Corporate Administration Buildings	(3,331)	6,826	10,157	-49%
02990 - General Purpose Revenue	(6,706,519)	(6,786,480)	(79,961)	99%
Corporate Services Total	(7,312,836)	(11,917,377)	(4,604,541)	61%
Development and Environmental Services				
01210 - Noxious Weeds Operations	-	(74,435)	(74,435)	0%
02800 - Environment	(3,527)	-	3,527	100%
02810 - Animal & Pest Control	(12,531)	(17,710)	(5,179)	71%
02830 - Building Control Services	(90,282)	(457,348)	(367,066)	20%
02831 - Building Control Services - Swim Pool Compliance	(425)	(2,898)	(2,473)	15%
02840 - Health Administration & Inspection	(1,282)	(6,999)	(5,717)	18%
02850 - Rural Fire Service Administration	(269)	(536)	(267)	50%
02880 - Rural Fire Service Mtce	-	(126,354)	(126,354)	0%
Development and Environmental Services Total	(108,316)	(686,280)	(577,964)	16%
Engineering				
01200 - Engineering Mgmt	(341,713)	(89,790)	251,923	381%
01220 - Parks & Reserves	-	(32,562)	(32,562)	0%
01240 - Sports Grounds	(632)	(1,876)	(1,244)	34%
01290 - Mining	(82,880)	(168,000)	(85,120)	49%
01320 - Urban Streets	(5,665)	-	5,665	100%
01340 - Rural Roads	(150,193)	(1,917,360)	(1,767,167)	8%
01341 - Flood Damaged Roads ARGN	-	(3,902,097)	(3,902,097)	0%
01360 - Regional Roads	(613,620)	(1,278,774)	(665,154)	48%
01370 - Street Lighting	-	(111,780)	(111,780)	0%
02100 - Stormwater Mgmt	(205,490)	(53,444)	152,046	384%
02190 - Aerodrome Operations	(57,831)	(101,339)	(43,508)	57%
02200 - Quarry Operations	-	(1,051,652)	(1,051,652)	0%
02210 - Cemetery Operations	(42,750)	(101,172)	(58,422)	42%
02220 - Plant Operations	(1,854,373)	(2,366,604)	(512,231)	78%
02230 - Private Works	(66,627)	(292,690)	(226,063)	23%
02260 - Buildings - Halls	-	(335)	(335)	0%
02500 - Sports Centre	(68,214)	(88,656)	(20,442)	77%
02750 - Swimming Pools	(43,278)	(41,003)	2,275	106%
03200 - Water Supply	(1,606,032)	(3,077,926)	(1,471,894)	52%
03201 - Water Supply - Lease Income	-	(19,104)	(19,104)	0%
03300 - Sewerage Services	(1,550,408)	(1,975,321)	(424,913)	78%
03400 - Commercial Waste Operations	(275,001)	(715,984)	(440,983)	38%

Attachment No. 2

03410 - Domestic Waste Operations	(1,477,450)	(1,558,585)	(81,135)	95%
03420 - Waste Management	(191,091)	(179,666)	11,425	106%
Engineering Total	(8,633,248)	(19,125,720)	(10,492,472)	45%
Governance				
01020 - Governance	(480)	(1,050)	(570)	46%
04110 - Alliance of Western Councils Operations	-	(65,000)	(65,000)	0%
04600 - NSRAC Operations	(20,777)	(28,519)	(7,742)	73%
04700 - TSRAC Operations	(12,639)	(3,681)	8,958	343%
04900 - Trangie Memorial Hall Operations	(218)	-	218	100%
Governance Total	(34,114)	(98,250)	(64,136)	35%
Income Total	(16,289,390)	(32,258,104)	(15,968,714)	50%
Expenditure				
Community Services				
02280 - Community Buildings	55,029	87,977	32,948	63%
02300 - Library Buildings	26,753	112,194	85,441	24%
02400 - Saleyards	39,657	67,056	27,399	59%
02410 - Health Services	33,216	203,624	170,408	16%
02460 - Community Service	38,315	59,313	20,998	65%
02470 - Libraries	242,589	446,311	203,722	54%
02480 - Youth Services	477	15,452	14,975	3%
02600 - Tourism Operations	235,029	351,292	116,263	67%
02640 - Hub-N-Spoke	856	1,768	912	48%
02650 - Economic Development	165,589	457,064	291,475	36%
02700 - Real Estate Development	149,733	203,607	53,875	74%
Community Services Total	987,243	2,005,658	1,018,415	49%
Corporate Services				
01100 - Corporate Services Mgmt	154,263	377,116	222,853	41%
01110 - Financial Services	107,423	(1,186,111)	(1,293,534)	-9%
01130 - IT Services	407,747	915,679	507,932	45%
01140 - Records Services	80,134	156,578	76,444	51%
01150 - Human Resources Mgmt	334,531	975,784	641,253	34%
01180 - Workers Compensation Claims Mgmt	44,903	50,594	5,691	89%
02240 - Corporate Administration Buildings	161,011	157,107	(3,904)	102%
Corporate Services Total	1,290,012	1,446,747	156,735	89%
Development and Environmental Services				
01210 - Noxious Weeds Operations	128,936	224,345	95,409	57%
02800 - Environment	5,896	3,930	(1,966)	150%
02810 - Animal & Pest Control	80,324	132,448	52,124	61%
02820 - Planning	145,484	290,576	145,092	50%
02830 - Building Control Services	8,631	16,765	8,134	51%
02840 - Health Administration & Inspection	48,381	105,471	57,090	46%
02850 - Rural Fire Service Administration	109,979	654,223	544,244	17%
02870 - State Emergency Service	6,166	16,633	10,467	37%
02880 - Rural Fire Service Mtce	29,553	126,342	96,789	23%
Development and Environmental Services Total	563,350	1,570,733	1,007,383	36%
Engineering				
01190 - Depot - Store Operations	162,229	264,225	101,996	61%
01200 - Engineering Mgmt	1,032,503	1,655,607	623,104	62%
01220 - Parks & Reserves	517,673	1,757,648	1,239,975	29%
01240 - Sports Grounds	131,423	204,087	72,664	64%
01250 - Bridges - Local Rds	28,500	159,403	130,903	18%
01270 - Bridges - Regional Rds	-	66,477	66,477	0%
01290 - Mining	75,678	50,000	(25,678)	151%
01320 - Urban Streets	181,649	887,605	705,956	20%
01340 - Rural Roads	370,309	3,256,940	2,886,631	11%
01341 - Flood Damaged Roads ARGN	1,052,634	3,902,099	2,849,465	27%

Attachment No. 2

01360 - Regional Roads	137,824	1,039,928	902,105	13%
01370 - Street Lighting	46,214	126,025	79,811	37%
01380 - Road Structures	-	13,025	13,025	0%
02100 - Stormwater Mgmt	119,081	474,995	355,914	25%
02110 - Public Amenities	61,476	146,297	84,821	42%
02190 - Aerodrome Operations	215,542	865,078	649,536	25%
02200 - Quarry Operations	448,331	1,274,852	826,521	35%
02210 - Cemetery Operations	65,222	119,995	54,773	54%
02220 - Plant Operations	770,547	2,140,850	1,370,303	36%
02230 - Private Works	177,576	145,010	(32,566)	122%
02260 - Buildings - Halls	56,629	232,089	175,460	24%
02320 - Depot Buildings	98,843	67,363	(31,480)	147%
02500 - Sports Centre	77,872	119,772	41,900	65%
02750 - Swimming Pools	276,467	598,582	322,115	46%
03200 - Water Supply	887,302	2,389,085	1,501,783	37%
03300 - Sewerage Services	262,663	1,078,990	816,327	24%
03400 - Commercial Waste Operations	84,878	190,636	105,758	45%
03410 - Domestic Waste Operations	477,234	1,111,631	634,397	43%
03420 - Waste Management	48,391	82,316	33,925	59%
Engineering Total	7,864,693	24,420,610	16,555,917	32%
Governance				
01000 - Executive Services	380,224	1,455,334	1,075,110	26%
01010 - Elected Members Operations	81,399	273,712	192,313	30%
01020 - Governance	100,590	539,532	438,942	19%
04110 - Alliance of Western Councils Operations	4,850	37,366	32,516	13%
04600 - NSRAC Operations	23,177	20,388	(2,789)	114%
04700 - TSRAC Operations	3,155	13,312	10,157	24%
04900 - Trangie Memorial Hall Operations	26	-	(26)	100%
Governance Total	593,421	2,339,644	1,746,223	25%
Expenditure Total	11,298,719	31,783,392	20,484,673	36%
Total	(4,990,671)	(474,712)	4,515,958	1051%
Income - Capital				
Community Services				
02700 - Real Estate Development	(43,871)	(412,173)	(368,302)	11%
02300 - Library Buildings	(13,053)	(400,000)	(386,947)	3%
02280 - Community Buildings	-	(278,964)	(278,964)	0%
Community Services Total	(56,924)	(1,091,137)	(1,034,213)	5%
Engineering				
01340 - Rural Roads	(13,235)	(3,103,548)	(3,090,313)	0%
01360 - Regional Roads	-	(2,934,234)	(2,934,234)	0%
02100 - Stormwater Mgmt	-	(2,005,065)	(2,005,065)	0%
03200 - Water Supply	(163,036)	(425,000)	(261,964)	38%
02500 - Sports Centre	-	(151,394)	(151,394)	0%
01320 - Urban Streets	-	(15,000)	(15,000)	0%
01220 - Parks & Reserves	-	(17,213)	(17,213)	0%
02190 - Aerodrome Operations	(170,100)	-	170,100	100%
02220 - Plant Operations	-	-	-	100%
Engineering Total	(346,372)	(8,651,454)	(8,305,082)	4%
Income Total	(403,296)	(9,742,591)	(9,339,295)	4%
Total	(5,393,966)	(10,217,303)	(4,823,337)	53%

Narromine Shire Council - Loans Balances at 30 November 2024

Loan Description	Financial Institution	Amount Borrowed	Loan Expiry	Interest Rate	Total Principal Outstanding
Loan 67 - NSW Local Infrastructure Renewal Scheme	National Australia Bank	3,000,000.00	12/12/2024	4.23%	\$ -
Loan 73 - Medical Centre Expansion	Commonwealth Bank	200,000.00	9/02/2028	4.00%	\$ 73,925.10
Loan 74 - Narromine Aerodrome Re-Seal	ANZ Bank	112,221.74	3/04/2027	3.66%	\$ 38,646.87
Loan 75 - Narromine Aerodrome Industrial Development	Commonwealth Bank	752,000.00	12/06/2025	2.71%	\$ 100,818.08
Loan 81 - Narromine Residential Sky Park Land Development	T/Corp	1,940,000.00	15/06/2026	1.16%	\$ 579,826.99
Loan 82 - Narromine Aerodrome Industrial Development	T/Corp	1,100,000.00	12/06/2025	1.14%	\$ 282,083.29
Loan 83 - Plant & Equipment Narromine & Trangie Waste Depots	Commonwealth Bank	112,414.74	29/06/2026	1.95%	\$ 34,156.69
Loan 84 - Waste - Capital Improvements	ANZ Bank	166,205.74	7/04/2028	3.26%	\$ 97,192.99
Loan 85 - Residential Land Development - Dappo Road	T/Corp	1,100,000.00	28/06/2032	4.51%	\$ 893,627.33
Loan 86 - Industrial Hub and Freight Exchange Development	T/Corp	1,270,000.00	31/03/2033	4.34%	\$ 1,112,627.03
Loan 87 - Jones Circuit Property Purchase	T/Corp	1,300,000.00	23/10/2034	5.18%	\$ 1,300,000.00
Total		\$ 11,052,842.22			\$ 4,512,904.37